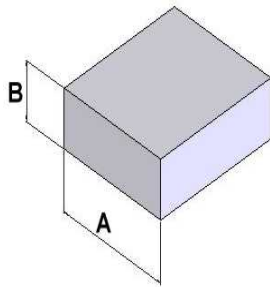


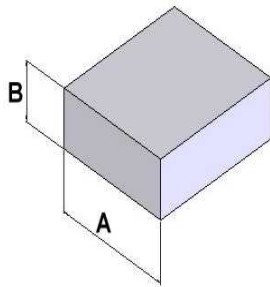
Flat Bar

Section no	Weight (mm)	Sizes (mm)		Sizes (Inches)		Corner Radii ext	Max Temper	
		A	B	A	B		6063	6005
11425	0.103	12.7	3.18	1/2	1/8	FUL	T6	T6
11000	0.11	12.7	3.2	1/2	1/8	S	T6	T6
11655	0.163	12.7	4.76	1/2	3/16	S	T6	T6
11656	0.219	12.7	6.35	1/2	1/4	S	T6	T6
BAR0120	0.328	12.7	9.53	1/2	3/8	S	T6	T6
BAR0150	0.273	15.88	6.35	5/8	1/4	S	T6	T6
11001	0.138	15.9	3.2	5/8	1/8	S	T6	T6
11244	0.274	15.9	6.35	5/8	1/4	S	T6	T6
11063	0.547	15.9	12.7	5/8	1/2	S	T6	T5
11475	0.219	17	4.76		3/16	S	T6	T6
11475	0.219	17	4.76			S	T6	T6
11303	0.195	18	4			S	T6	T6
13641	0.209	18.3	4.3			S	T6	T6
11427	0.154	19	3			S	T6	T6
11002	0.165	19.05	3.2	3/4	1/8	S	T6	T6
11011	0.244	19.05	4.75	3/4		S	T6	T6
11023	0.328	19.05	6.35	3/4	1/4	S	T6	T6
13530	0.304	19.05	6.35	3/4	1/4	FUL	T6	T6
11045	0.49	19.05	9.5	3/4	3/8	S	T6	T6
11064	0.656	19.05	12.7	3/4	1/2	S	T6	T5
11079	0.821	19.05	15.9	3/4	5/8	S	T6	T5
11202	0.108	20	2			S	T6	T6
11017	0.271	20	5			S	T6	T6
10073	0.434	20	8			S	T6	T6
10048	0.542	20	10			S	T6	T6
11003	0.193	22.2	3.2	7/8	1/8	S	T6	T6
11024	0.382	22.2	6.35	7/8	1/4	S	T6	T6
11065	0.764	22.2	12.7	7/8	1/2	S	T6	T5
11297	0.122	22.5	2			S	T6	T6
10200	0.203	25	3			0.5	T6	T6
10045	0.271	25	4			0.5	T6	T6
10046	0.339	25	5			0.5	T6	T6



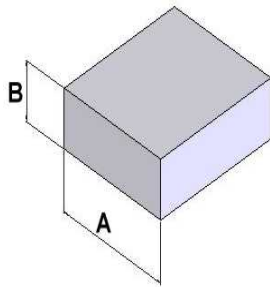
Flat Bar

Section no	Weight (mm)	Sizes (mm)		Sizes (Inches)		Corner Radii ext	Max Temper	
		A	B	A	B		6063	6005
11018	0.407	25	6			S	T6	T6
11349	0.542	25	8			S	T6	T6
11053	0.678	25	10			S	T6	T6
11058	0.813	25	12			S	T6	T5
11004	0.22	25.4	3.2	1	1/8	S	T6	T6
11012	0.327	25.4	4.75	1	3/16	S	T6	T6
11025	0.436	25.4	6.35	1	1/4	S	T6	T6
11047	0.654	25.4	9.5	1	3/8	S	T6	T6
11066	0.874	25.4	12.7	1	1/2	S	T6	T5
11080	1.094	25.4	15.9	1	5/8	S	T6	T4
11084	1.311	25.4	19.05	1	3/4	S	T5	T4
11005	0.248	28.6	3.2	1 1/8	1/8	S	T6	T6
11081	1.232	28.6	15.9	1 1/8	5/8		T6	T4
11085	1.476	28.6	19.05	1 1/8	3/4		T5	T4
10042	0.244	30	3			0.5	T6	T6
11272	0.325	30	4			S	T6	T6
11203	0.407	30	5			S	T6	T6
10367	0.488	30	6			S	T6	T6
19454	0.453	30	6			55	T6	T6
11293	0.65	30	8			S	T6	T6
11054	0.813	30	10			S	T6	T6
10050	1.626	30	20			0.5	T5	T4
11417	0.177	30.32	2.15			S	T6	T6
11110	0.501	30.5	6.35			F	T6	T6
11659	0.272	31.75	3.175	1 1/4	1/8	S	T6	T6
11006	0.275	31.75	3.2	1 1/4	1/8	S	T6	T6
11013	0.409	31.75	4.75	1 1/4	3/16	S	T6	T6
11027	0.547	31.75	6.35	1 1/4	1/4	S	T6	T6
11048	0.817	31.75	9.5	1 1/4	3/8	S	T6	T6
11067	1.093	31.75	12.7	1 1/4	1/2	S	T5	T4
11082	1.368	31.75	15.9			S	T6	T5
11086	1.639	31.75	19.05	1 1/4	5/8	S	T5	T4



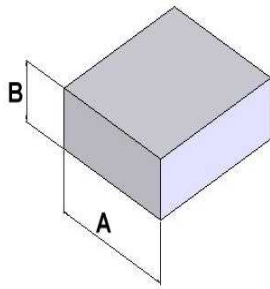
Flat Bar

Section no	Weight (mm)	Sizes (mm)		Sizes (Inches)		Corner Radii ext	Max Temper	
		A	B	A	B		6063	6005
11097	2.185	31.75	25.4	1 1/4	1	S	T5	T4
11092	1.734	32	20			S	T5	T4
BAR0380	0.309	38	3			S	T6	T6
15600	0.618	38	6			S	T6	T6
11007	0.33	38.1	3.2	1.5	1/8	S	T6	T6
11014	0.491	38.1	4.75	1.5	3/16	S	T6	T6
11028	0.656	38.1	6.35	1.5	1/4	S	T6	T6
11037	0.821	38.1	7.95	1.5	5/16	S	T6	T6
11049	0.981	38.1	9.5	1.5	3/8	S	T6	T6
11068	1.311	38.1	12.7	1.5	1/2	S	T6	T6
11087	1.967	38.1	19.05	1.5	3/4	S	T5	T4
11103	3.278	38.1	31.75	1.5	1 1/4	S	T5	T4
10047	0.542	40	5			0.5	T6	T6
10364	0.867	40	8			S	T6	T6
10368	1.084	40	10			S	T6	T6
11059	1.301	40	12			S	T6	T5
10051	2.168	40	20			0.5	T5	T4
11095	2.71	40	25			S	T5	T4
11029	0.765	44.45	6.35	1 3/4	1/4	S	T6	T6
11099	3.06	44.45	25.4	1 3/4	1	S	T5	T4
11104	3.825	44.45	31.75	1 3/4	1 1/4	S	T5	T4
11106	4.59	44.45	38.1	1 3/4	1 1/2	S	T5	T4
10365	0.678	50	5			S	T6	T6
11517	0.792	50	6			F	T6	T6
11020	0.813	50	6			S	T6	T6
18553	0.949	50	7			0.4	T6	T6
11038	1.084	50	8			S	T6	T6
10049	1.355	50	10			0.5	T6	T6
11060	1.626	50	12			S	T6	T5
11259	2.033	50	15			S	T6	T5
11008	0.441	50.8	3.2	2	1/8	S	T6	T6
11015	0.654	50.8	4.75	2	3/16	S	T6	T6



Flat Bar

Section no	Weight (mm)	Sizes (mm)		Sizes (Inches)		Corner Radii ext	Max Temper	
		A	B	A	B		6063	6005
11030	0.874	50.8	6.35	2	1/4	S	T6	T6
11461	1.093	50.8	7.94	2		S	T6	T6
11461	1.093	50.8	7.94			S	T6	T6
11051	1.308	50.8	9.5	2	3/8	S	T6	T6
11069	1.748	50.8	12.7	2	1/2	S	T6	T5
5820	2.4	50.8	17.45	2	11/16	S	T5	T4
11088	2.623	50.8	19.05	2	5/8	S	T5	T4
11100	3.497	50.8	25.4	2	1	S	T5	T4
11105	4.371	50.8	31.75	2	1 1/2	S	T5	T4
3619	2.552	51.85	18.55			5.1	T5	T4
11495	0.724	53.35	5			0.5	T6	T6
11021	0.976	60	6			S	T6	T6
11039	1.301	60	8			S	T6	T6
11061	1.951	60	12			S	T6	T5
11077	2.439	60	15			S	T6	T5
11273	3.252	60	20			S	T5	T4
11096	4.065	60	25			S	T5	T4
11457	0.819	63.5	4.76	2 1/2	3/16	S	T6	T6
11457	0.819	63.5	4.76	2 1/2		S	T6	T6
11032	1.093	63.5	6.35	2 1/2	1/4	S	T6	T6
11052	1.635	63.5	9.5	2 1/2	3/8	S	T6	T6
11071	2.184	63.5	12.7	2 1/2	1/2	S	T6	T5
11089	3.278	63.5	19.05	2 1/2	5/8	S	T5	T4
11101	4.371	63.5	25.4	2 1/2	1	S	T5	T4
3620	3.263	66.15	18.55			5.1	T5	T4
9641	4.309	66.2	24.5			6	T5	T4
11375	0.293	72	1.5			S	T6	T6
11308	1.22	75	6			S	T6	T6
11523	1.588	75	8			F	T6	T6
11237	1.626	75	8			S	T6	T6
11238	2.033	75	10			S	T6	T6
11062	2.439	75	12			S	T6	T5



Flat Bar

Section no	Weight (mm)	Sizes (mm)		Sizes (Inches)		Corner Radii ext	Max Temper	
		A	B	A	B		6063	6005
11350	3.049	75	15			S	T5	T5
11325	3.049	75	15			S	T5	T5
11661	0.206	76.2	1	3		S	T6	T6
11009	0.661	76.2	3.2	3	1/8	S	T6	T6
11016	0.981	76.2	4.75	3	3/16	S	T6	T6
11033	1.311	76.2	6.35	3	1/4	S	T6	T6
11072	2.623	76.2	12.7	3	1/2	S	T6	T5
11351	1.301	80	6			S	T6	T6
11041	1.734	80	8			S	T6	T6
11254	2.168	80	10			S	T6	T6
11094	4.336	80	20			S	T5	T4
11090	4.59	88.9	19.05	3 1/2	5/8	S	T5	T4
11260	2.439	90	10			S	T6	T6
11073	3.122	96	12			S	T6	T4
11261	2.168	100	8			S	T6	T6
11055	2.71	100	10			S	T6	T6
11050	2.71	100	10			S	T6	T6
11262	6.775	100	25			S	T6	T4
11010	0.881	101.6	3.2	4	1/8	S	T6	T6
11034	1.748	101.6	6.35	4	1/4	S	T6	T6
11074	3.497	101.6	12.7	4	1/2	S	T6	T4
11102	6.994	101.6	25.4	4	1	S	T6	T4
11354	2.867	106	10			1.5	T6	T6
11344	2.981	110	10			S	T6	T6
11519	1.93	120	6			F	T6	T6
11522	2.564	120	8			F	T6	T6
11035	2.185	127	6.35	5	1/4	S	T6	T6
11075	4.371	127	12.7	5	1/2	S	T6	T4
11036	2.623	152.4	6.35	6	1/4	S	T6	T6
11526	2.581	160	6			F	T6	T6
11564	7.317	180	15			S	T5	T5